



BASANT VALLEY PUBLIC SCHOOL  
SECTOR - 46, GURUGRAM

SUMMER HOLIDAY HOMEWORK  
SESSION: 2023-24  
CLASS - 2<sup>nd</sup>



**Note - Summer Vacations will start from 22 May 2023 to 2nd July 2023 and School will reopen on 3rd July 2023.**

**Kindly submit the Holiday Homework by 4<sup>th</sup> July 2023.**

Dear Parents,

**Happy Summer Vacation**

The students and the entire family waits for these vacation. It's the time to visit new places and meet extended family members. Enjoy your holidays to the maximum and make the best use of them.

Since the break is long, students might forget lot of things which they have learnt in the new class therefore holidays homework is given.

Dear Parents the homework has been prepared keeping in mind the need and capabilities of all the students at large.

It will be highly beneficial if entire homework is done regularly rather than at the end in hurry.

Most of the activities given are related to the topics given in textbooks, kindly make your wards do all the activities and let them do it themselves with minimum required supervision. Let's shape a self-reliant and independent child.

Summer vacation are the best time to develop the habit of reading and improve the handwriting of a student.

Teachers have recommended few storybooks, kindly buy them or you can buy others also, whichever you feel your ward will love to read. Create an environment where child loves to read storybooks.


Let your child choose the books. Appreciate the child when he/she tries to read. Motivate them to read storybooks before sleeping every night. Let this habit continue throughout the year.

Help your child learn Tables for faster math's calculations.

The three things i e reading, writing and tables will keep reaping fruitful results for the years to come.

**Some of the suggested activities for your child are -**

1. Get up early in the morning and see the rising sun.
2. Go for a nature walk.
3. Feel the fresh air take a deep breath and do breathing exercise.
4. Hear the birds chirping.
5. Water the plants and feed the birds.



## Tips for summer Break

### **Do's**

1. Always start your day with prayers.
2. Drink lots of liquids like water, juice etc.
3. Wear cap and carry an umbrella when you move out day time.
4. Wish your elders and guests.
5. Always use these words - Thank you, sorry, please, Excuse me.
6. Help your parents at home by putting your things in place.

### **Don't do**

1. Don't watch TV for long hours.
2. Don't eat junk food
3. Don't play in sun.

## General Instructions

- 1) Bring Holidays Homework in a beautifully decorated folder.
- 2) Parents are requested to only guide their children while doing the assignment.
- 3) Project Homework will be assessed on the basis of neatness, creativity and originality of ideas.

# Happy Summer Vacation



# हिन्दी

- २० पृष्ठ सुलेख लिखे।
- पाँच-पाँच पालतू और जंगली जानवरो के चित्र चिपकाओ तथा उनके नाम लिखो।(A3 Sheet) (पाठ 2 से संबंधित)
- १ से ४० तक गिनती हिंदी अंको व शब्दों में लिखो और याद करो।
- किन्ही ५ राज्य क नाम उनकी भाषाओं के साथ लिखो।
- ऐसे दस कामो की सूची अपनी कॉपी मे बनाओ जो आप सुबह से शाम तक करते हो। फिर उन्हें क्रमवार लिखो।
- मेरा प्रिय त्यौहार विषय पर कुछ वाक्य लिखिये।
- अकबर व बीरबल एवं पंचतंत्र की कहानियों का वाचन कीजिये।

# ENGLISH

- Read any one from these books. **Snow white and the seven Dwarfs**  
**Tenali Raman.**
- Pick out ten new words from the story write their meaning and make sentences with them.
- Write five sentences about your favourite season.
- Write the plural from of the given nouns:

**Singular**

**plural**

Book

\_\_\_\_\_

Shop

\_\_\_\_\_

Bush

\_\_\_\_\_

Dish

\_\_\_\_\_

Fox

\_\_\_\_\_

Cherry

\_\_\_\_\_

Fish

\_\_\_\_\_

Shelf

\_\_\_\_\_

Peach

\_\_\_\_\_

- Do one page of writing daily in your calligraphy note book.
- On world environment Day (5<sup>th</sup> June) make a creative item from waste material at home. The list of items to be prepared is endless but just a few examples as follows:-

**Pen holder, wall hanging, bird feeder.**

- Do revise your PA-1 syllabus
- Read moral stories from your moral value book.

### E.V.S.

1. Draw diagram on A3 sheet.

**Roll no. 1 to 7 =** Any diagram related to chapter 5 and 6

**Roll no .8 to 15=** draw picture of your favourite season with colours.

2. Learn all the syllabus done till now ( Ch-1 to 5)

3. Write and underline difficult words from chapter 1 to 6 atleast 20 words with meaning in English.

### Computer

➤ **ALL WORK TO BE DONE IN COMPUTER NOTEBOOK.**

1. Write the steps to start a computer.

2. Write the steps to shut down the computer.

3. Write all the input devices.

4. Write all output devices.

5. Write all storage devices.

6. Write the types of mouse.

7. Write the full form of following:-

a) CPU

b) DVD

c) USB

d) VDU

e) UPS

f) HDD

e) CD

8. Roll no - 1 to 7. Draw a chart of complete computer system

Roll no - 8 to 15 draw or paste pictures of all input, output and storage devices.

# Maths

## 1. Write the number name :

The first one has been done for you.

- (a) 199 ... one hundred ninety nine .....
- (b) 225 .....
- (c) 400 .....
- (d) 310 .....
- (e) 905 .....
- (f) 569 .....

## 2. Write the number :

The first one has been done for you.

- (a) eight hundred fifty six
- (b) five hundred ninety
- (c) seven hundred thirty five
- (d) three hundred twenty nine
- (e) six hundred ninety nine
- (f) nine hundred sixty two

856


 



# Ordering of Numbers

1. What comes just before :

|  |     |  |     |  |     |  |     |
|--|-----|--|-----|--|-----|--|-----|
|  | 341 |  | 517 |  | 625 |  | 999 |
|  | 285 |  | 400 |  | 729 |  | 166 |

2. What comes in between :

|     |  |     |     |  |     |
|-----|--|-----|-----|--|-----|
| 237 |  | 239 | 105 |  | 107 |
| 629 |  | 631 | 399 |  | 401 |
| 468 |  | 470 | 897 |  | 899 |

3. What comes just after :

|     |  |     |  |     |  |
|-----|--|-----|--|-----|--|
| 630 |  | 479 |  | 666 |  |
| 209 |  | 799 |  | 358 |  |

1. Complete the table by writing the place and place value of the coloured digits.

| Number | Place    | Place value |
|--------|----------|-------------|
| 127    | ones     | 7           |
| 805    | hundreds |             |
| 345    |          | 40          |
| 650    |          |             |
| 709    | tens     | 0           |
| 519    |          |             |
| 748    | ones     |             |
| 264    |          |             |

2. Write the place and place value of each digit in the following numbers.

235

|             |     |   |   |
|-------------|-----|---|---|
| Place       | H   | T | O |
| Place value | 200 |   | 5 |

861

|  |  |  |
|--|--|--|
|  |  |  |
|  |  |  |

333

|             |  |  |  |
|-------------|--|--|--|
| Place       |  |  |  |
| Place value |  |  |  |

900

|  |  |  |
|--|--|--|
|  |  |  |
|  |  |  |



1. Re-arrange the digits to form the largest and smallest number.

The first one has been done for you.

| Digits      | Largest Number | Smallest Number |
|-------------|----------------|-----------------|
| (a) 5, 6, 2 | 652            | 256             |
| (b) 4, 3, 8 |                |                 |
| (c) 7, 1, 6 |                |                 |
| (d) 8, 0, 5 |                |                 |
| (e) 9, 1, 5 |                |                 |

2. (a) Circle the largest number :

(b) Circle the smallest number :

197                      719  
917                      791

300                      700  
900                      500

Pair the objects and find whether they are even or odd in numbers.  
The first one has been done for you.

|    | Objects | Number | Even/Odd |
|----|---------|--------|----------|
| 1. |         | 9      | Odd      |
| 2. |         |        |          |
| 3. |         |        |          |
| 4. |         |        |          |
| 5. |         |        |          |



**Remember :** A number ending with 2, 4, 6, 8 or 0 is an even number.  
A number ending with 1, 3, 5, 7 or 9 is an odd number.

1. Look at the following grid :

|    |    |    |    |
|----|----|----|----|
| 4  | 7  | 9  | 10 |
| 11 | 12 | 15 | 18 |
| 21 | 23 | 24 | 29 |
| 32 | 36 | 40 | 43 |

(a) Colour the boxes with even numbers yellow.

(b) Colour the boxes with odd numbers blue.

(c) The smallest even number is .....

(d) The largest odd number is .....



2. Tick (✓) whether the given numbers are even or odd :

| Number | Even | Odd |
|--------|------|-----|
| 72     |      |     |
| 54     |      |     |
| 63     |      |     |
| 35     |      |     |

| Number | Even | Odd |
|--------|------|-----|
| 90     |      |     |
| 41     |      |     |
| 12     |      |     |
| 26     |      |     |

Write  $>$ ,  $<$  or  $=$  to make the statements true.

The first one has been done for you.

1. 136



115

2. 500



499

3. 647



642

4. 299



437

5. 628



599

6. 555



666

7. 127



127

8. 819



810

9. 300



400

10. 999



998



Arrange the marks of the children in descending order and find who came first.

| Name   | Marks |
|--------|-------|
| Shruti | 694   |
| Tanu   | 496   |
| Vishal | 796   |
| Raju   | 469   |

\_\_\_\_\_ > \_\_\_\_\_ > \_\_\_\_\_ > \_\_\_\_\_

\_\_\_\_\_ came first.



Write the number name of the greatest number from the numbers given below:

844, 744, 648, 849, 948

Answer: \_\_\_\_\_



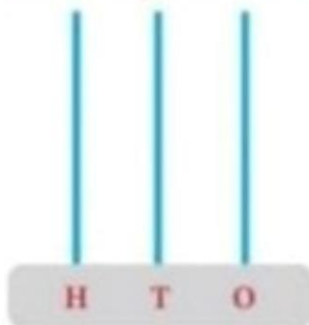
Write the number name of the number that comes just after 539.

Answer: \_\_\_\_\_

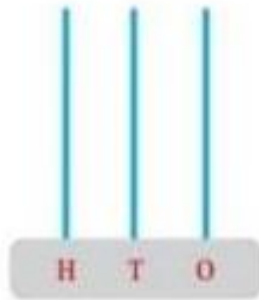


Draw the following numbers on the abacus.

a. 344




b. 643



Write the number represented by each abacus and find the smallest number.

a.



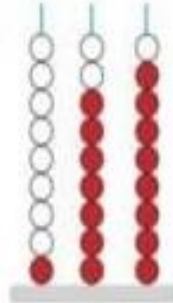
\_\_\_\_\_

b.



\_\_\_\_\_

c.



\_\_\_\_\_

Smallest number: \_\_\_\_\_



Anshu had 230 toys. Rashmi had 536 toys. Who has more toys, Anshu or Rashmi?

Answer: \_\_\_\_\_




Jatin scored one hundred fifty-two marks in the maths test. Ashwin scored two hundred fifty marks. Who scored more marks, Jatin or Ashwin?

Answer: \_\_\_\_\_



Raj has 1 more toy than Shruti. If Shruti has 799 toys, how many toys does Raj have?

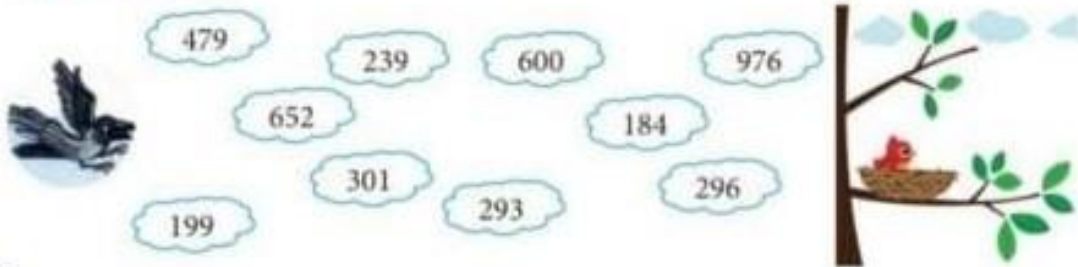
## Activity



- Make above place value chart with the help of colored sheets.

# Numbers Up to 999

★ Colour the clouds having numbers greater than 300 and join them to help the bird reach its nest.



★ Fill in the missing numbers in the leaves:



★ Write the correct symbol  $<$ ,  $>$  or  $=$  in the box to compare the following numbers:

|     |                      |     |
|-----|----------------------|-----|
| 746 | <input type="text"/> | 764 |
| 698 | <input type="text"/> | 693 |
| 894 | <input type="text"/> | 794 |

## ADDITION

$$\begin{array}{r} 12 \\ + 14 \\ \hline \end{array}$$

$$\begin{array}{r} 21 \\ + 13 \\ \hline \end{array}$$

$$\begin{array}{r} 16 \\ + 23 \\ \hline \end{array}$$

$$\begin{array}{r} 17 \\ + 10 \\ \hline \end{array}$$

$$\begin{array}{r} 20 \\ + 15 \\ \hline \end{array}$$

$$\begin{array}{r} 29 \\ + 10 \\ \hline \end{array}$$

$$\begin{array}{r} 19 \\ + 55 \\ \hline \end{array}$$

$$\begin{array}{r} 39 \\ + 60 \\ \hline \end{array}$$

$$\begin{array}{r} 14 \\ + 23 \\ \hline \end{array}$$

$$\begin{array}{r} 56 \\ + 20 \\ \hline \end{array}$$

$$\begin{array}{r} 14 \\ + 45 \\ \hline \end{array}$$

$$\begin{array}{r} 46 \\ + 25 \\ \hline \end{array}$$

$$\begin{array}{r} 28 \\ + 19 \\ \hline \end{array}$$

$$\begin{array}{r} 67 \\ + 10 \\ \hline \end{array}$$

$$\begin{array}{r} 54 \\ + 43 \\ \hline \end{array}$$

$$\begin{array}{r} 26 \\ + 21 \\ \hline \end{array}$$



### Challenge!

Find all the number pairs that give a total of 100. There are 10 pairs in all.

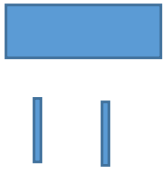
|    |    |    |    |    |
|----|----|----|----|----|
| 25 | 75 | 20 | 98 | 2  |
| 50 | 30 | 70 | 80 | 10 |
| 95 | 50 | 99 | 1  | 90 |
| 5  | 40 | 60 | 45 | 55 |



## Activity time

Take 125 rajma seeds. Now arrange these seeds in ground of hundreds (100s), tens (10s) or ones (1s). Take  for hundreds,  for tens and 0 for ones. Arrange in different ways.

One is done for you.

|   |  |   |
|---|--|---|
| a | b<br><br>0 0 0 0 0<br><u>1</u> H <u>2</u> T <u>5</u> o<br><b>100 + 20 + 5 = 125</b> | c |
|---|--|---|

- Write and learn tables till 13.
- Prepare whole syllabus of PA 1 for test after vacation.

